

# SCM L Series

## Common Mode Filter

### Size 3225



#### FEATURES

- 
- 
- 
- 

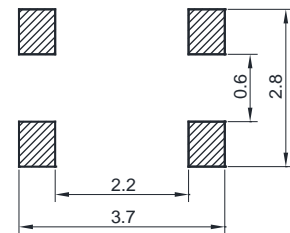
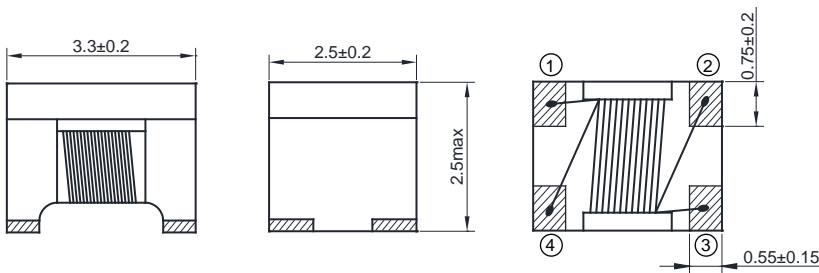
C

#### APPLICATION

- 
- 
- 
- 

Dimensions: [mm]

Land Pattern: [mm]





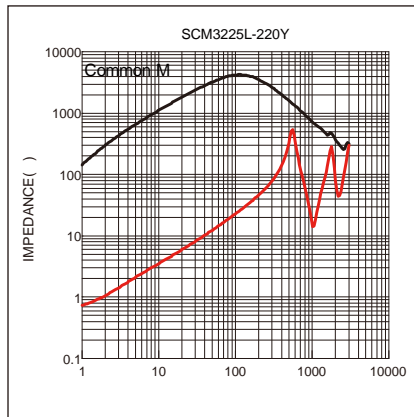
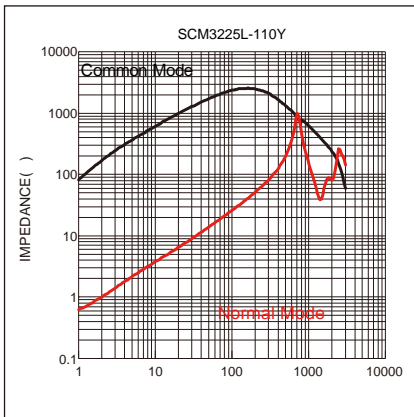
Schematic:



Electrical Properties:

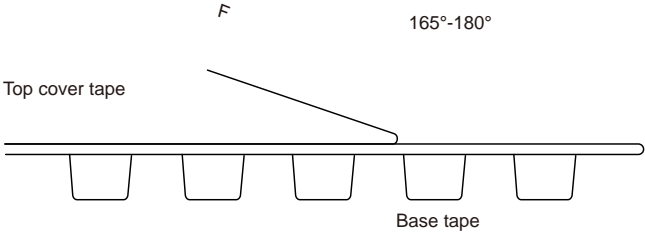
Part No	Z @ 10 MHz		L @ 100kHz/0.1V	Tol.	I <sub>R</sub> Max.	R <sub>DC</sub> Max.	V <sub>DC</sub> (V)	IR
	Min.	Typ.						

# Typical Electrical Characteristics:





Peel force of top cover tape:



Reel Dimension: [mm]

